

Hybrid MPPT Solar Inverter (On-grid & Off-grid Inverter)

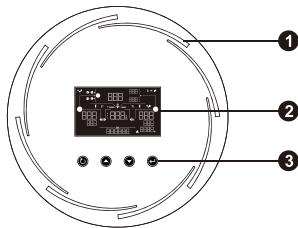
6KW Hybrid MPPT Solar Inverter SolarPolo

Main Features

- 120A Solar Charger+AC Charging current
- USB On-the-go Function
- Communication: RS232,USB,RS485, WIFI
- Touch Button and LCD
- Real Hybrid Can Feed to Grid
- Built inside with BMS
- Work with or without battery
- 6KW PV input (27A)
- Parallel up to 9 pcs optional
- RGB Light
- Wifi Monitor Built Inside

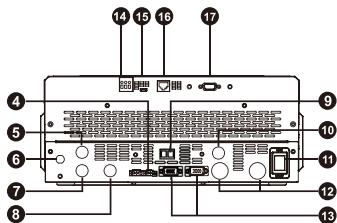


Back Panel Printing Description



1. RGB LED ring
(refer to LCD Setting section for the details)
2. LCD display
3. Function buttons

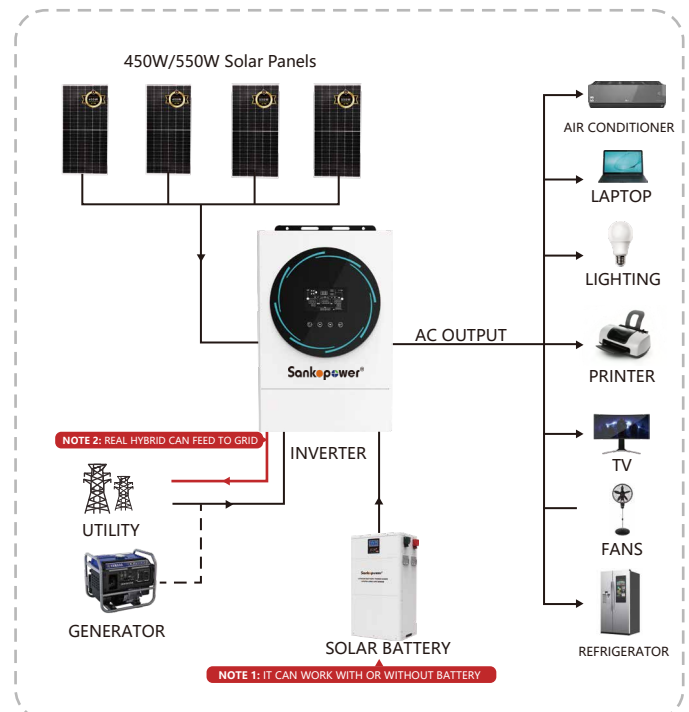
NOTE: For parallel installation and operation, please check manual.



4. Current sharing port
5. AC input connectors
6. Circuit breaker
7. AC output connectors (Load connection 1)
8. AC output connectors (Load connection 2)
9. DC output 12VDC 10A
10. PV connectors
11. Power switch

12. Battery connectors
13. Parallel communication port
14. Dry contact
15. USB port as USB communication port and USB function port
16. BMS-communication port: CAN,RS-485 or RS-232
17. RS 232 communication port

Solar System Connection













Technical Parameter

Model No.	6KVA /6KW SolarPolo Hybrid Inverter
Basical information	
Max. PV Input Power	6000W
Rated AC Output Power	6000W
PV Input (DC)	
Nominal DC Volt/Max DC Voltage	360VDC/500VDC
Start-up Voltage/Initial Feeding Voltage	120VDC
MPPT Voltage Range	120-450VDC
No. of MPPT Tracker/Max. Input Current	1/27A
AC Input (AC)	
AC Start-up Voltage/Auto Restart Volt.	120Vac-140Vac/180Vac
Acceptable Input Voltage Range	90-280Vac or 170-280Vac
Max. AC Input Current	40A
Grid Output in Gri-Tie/ Hybrid Operation (AC)	
Nominal Output Volt	220Vac/ 230Vac/ 240Vac, Single Phase dual AC output
Output Voltage Range	184V-265Vac or 195-253V (Selectable)
Nominal Output Current	26.0A
Power Factor	1
Efficiency	
Max. Conversion Efficiency (DC/AC)	0.96
Battery Mode Output (AC)	
Nominal Output Volt	230Vac dual AC output+ 1pcs*12Vdc/ 10A max
Waveform	Pure sine wave
Efficiency(DC to AC)	0.93
Battery & Charger	
Battery Type Supported	AGM/Lead Acid/GEL/LIFEPO4 Lithium Battery
Nominal Battery Voltage	48Vdc
Max Solar Charge Current	120A
Max AC Charge Current	120A
Max Total Charge Current	120A
Physical	
Products Dimension,D X W X H (mm)	356*471*149
Product Net Weight(kgs)	13.5
Packing Dimension,D X W X H (mm)	535*425*224,1PC/CTN
Gross Weight(kgs)	15
Parallel functions Optional	Yes, optional, max 9pcs
Communication Interface	RS232,USB,RS485,WIFI
Environment	
Humidity	5% to 95% Relative Humidity(Non-condensing)
Operating Temperature	-10°C to 50°C
Storage Temperature	-15°C to 50°C

Hybrid MPPT Solar Inverter (On-grid & Off-grid Inverter)

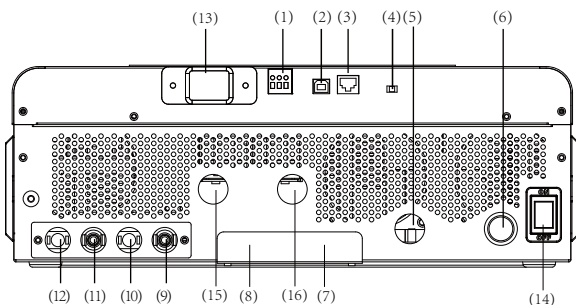
8KW Hybrid MPPT Solar Inverter SolarPolo

Main Features

-  3 IN 1: MPPT INVERTER, ON GRID/OFF GRID/HYBRID.
-  Communication optional: USB/RS232/RS485/Dry-Contact/WIFI
-  Dual MPPT tracker inside (2pcs*18A), max PV input 8000W
-  Smart battery management, can work with LiFePO4
-  Work with or without battery
-  Real hybrid can feed into grid
-  Parallel up to 6pcs optional
-  RGB Light
-  Touch LCD screen
-  WIFI monitor optional



Back Panel Printing Description



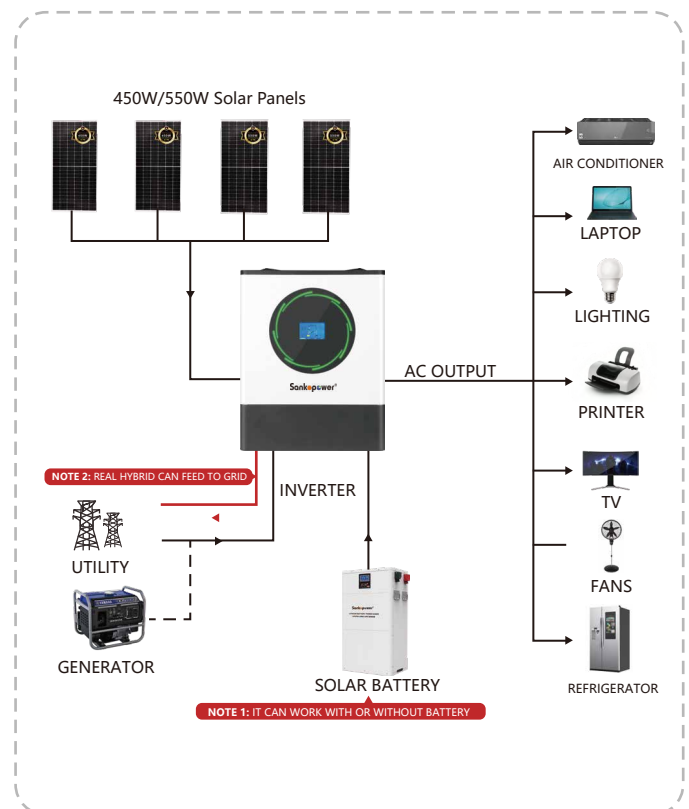
NOTE: For parallel installation and operation, please check manual.

- | | |
|----------------------------|----------------------------|
| 1: Generator dry contact | 2: USB port |
| 3: BMS Port(Reserved) | 4: RGB ON/OFF |
| 5: Battery positive | 6: Battery negative |
| 7: Parallel port | 8: Current sharing port |
| 9: PV1 negative connector | 10: PV1 positive connector |
| 11: PV2 negative connector | 12: PV2 positive connector |
| 13: WIFI port | 14: Power on/off switch |
| 15: AC input connector | 16: AC output connector |

RGB:

- 1、 Battery mode: green, flash
- 2、 Battery+AC mode (in charging): Green I Cyan, flash
- 3、 Battery+AC mode (full charged): Cyan, always light on
- 4、 Battery +Solar mode (in charging): Blue / green or blue / cyan, flash
- 5、 Battery +Solar mode (full charged): blue always light on and cyan flash.

Solar System Connection



Technical Parameter






Model No.	8KW SolarPolo Hybrid Inverter
Basical information	
Max. PV Input Power	8000W
Rated AC Output Power	8000W
PV Input (DC)	
Max. DC Voltage	450VDC
MPPT Voltage Range	120-450VDC
No. of MPPT Tracker/Max. Input Current	2/18A (4000W*2)
AC Input (AC)	
AC Start-up Voltage/Auto Restart Volt.	120Vac-140Vac/180Vac
Acceptable Input Voltage Range	90-280Vac or 170-280Vac
Max. AC Input Current	63A
Grid Output in Gri-Tie/ Hybrid Operation (AC)	
Nominal Output Volt.	220Vac/ 230Vac/ 240Vac, Single Phase
Output Voltage Range	184V-265Vac or 195-253V (Selectable)
Nominal Output Current	34.8A
Power Factor	>0.9
Max. Conversion Efficiency (DC/AC)	96%
Battery Mode Output (AC)	
Nominal Output Volt.	220Vac/ 230Vac/ 240Vac
Waveform	Pure sine wave
Efficiency(DC to AC)	93%
Battery & Charger	
Battery Type Supported	Lead Acid/VRL AVAGM/Deep Cycle/Gel/Flooded/Tubular/Lithium-Ion
Nominal Battery Voltage	48Vdc
Max Solar Charge Current	120A
Max AC Charge Current	120A
Max Total Charge Current	120A
General	
Physical	
Products Dimension,D X W X H (mm)	552*422*152
Product Net Weight(kgs)	18.4
Gross Weight(kgs)	20.5
Packing Dimension, D X W X H (mm)	700mm*510mm*232mm,1PC/CTN
Parallel functions Optional	Yes, optional, MAX 6pcs
Communication Interface	RS232,USB,WIFI,TOUCH LCD
Environment	
Humidity	5% to 95% Relative Humidity(Non-condensing)
Operating Temperature	-10°C to 50°C
Storage Temperature	-15°C to 60°C

MPPT Solar Inverter SolarPro Series

3.5KW MPPT Solar Inverter SolarPro Series

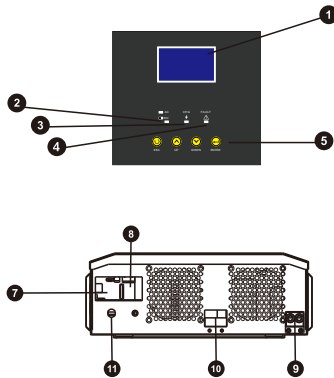
5.5KW MPPT Solar Inverter SolarPro Series

Main Features

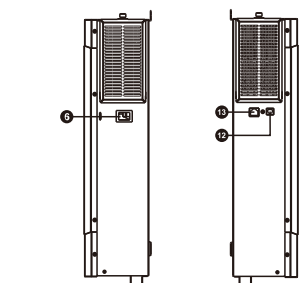
-  With 100A MPPT Solar Charge Controller Built-in
-  With High PV Input Voltage Range(120-500VDC)
-  Efficiently Work With or Without Battery
-  With WIFI Function Optional
-  With Touch Button on the LCD Display



Back Panel Printing Description

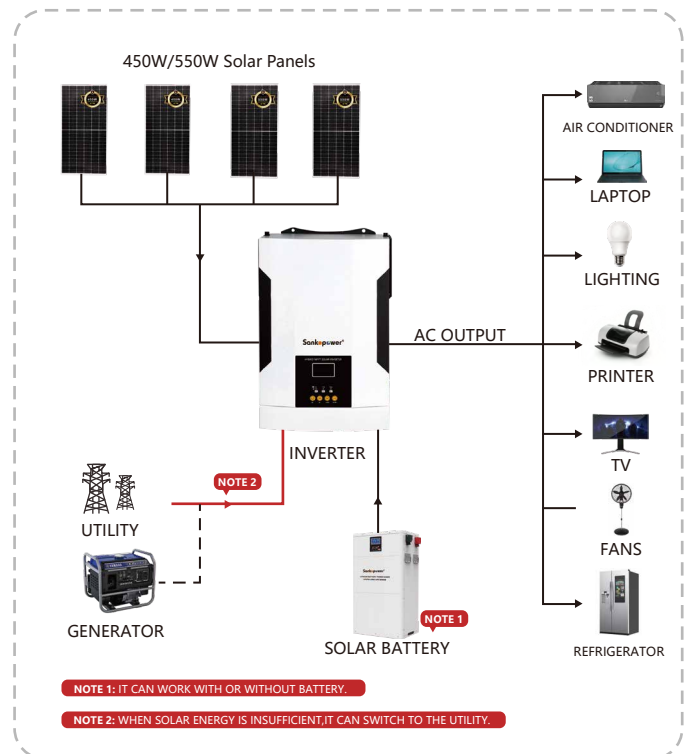


1. LCD display
2. Status indicator
3. Charging indicator
4. Fault indicator
5. Function buttons
7. AC input
8. AC output
9. PV input
10. Battery input
11. Circuit breaker



6. Power on/off switch
12. USB communication port
13. RS-232 communication port

Solar System Connection









Technical Parameter

Inverter Model No.	SolarPro 3.5KW Inverter	SolarPro 5.5K Inverter
Power Rated	3500VA/3500W	5500VA/5500W
INPUT		
Voltage	230VAC	
Selectable Voltage Range	170-280VAC (UPS),90-280VAC (Appliances)	
Frequency Range	50Hz/60Hz (Auto sensing)	
OUTPUT		
AC Voltage Regulation (Batt. Model)	230VAC ± 5%	
Surge Power	7000VA	11000VA
Efficiency(Peak)	> 90%	
Transfer Time	10ms (UPS), 20ms (Appliances)	
Wave form	Pure sine wave	
No load current	1.0A	1.1A
BATTERY		
Battery voltage	24VDC	48VDC
Low battery alarming voltage	22.0VDC	44.0VDC
Low battery cut off protection voltage	21VDC	42VDC
Low battery recovery voltage	23.0VDC	46.0VDC
Floating Charge Voltage	27VDC	54VDC
Overcharge Protection	32VDC	64VDC
MPPT SOLAR CHARGER & AC CHARGER		
Maximum PV Array Power	5000W	6000W
MPPT Range Operation Vol	120-450VDC	
Maximum PV Array Open Circuit Vol.	500VDC	
Number of MPPT trackers / Max output current	100A	
Maximum AC Charge Current	60A	
Maximum Charge Current	100A	
Maximum Efficiency	98%	
BEST PANEL CONFIGURATION		
Maximum PV Array Power	5000W	6000W
Best Panel configuration	550Wp*7pcs*42V(3850Wp)*in series	550Wp*8pcs*42V(4400Wp)*in series
PHYSICAL		
Products Dimension, D*W*H(mm)	481mm*313mm*117mm	481mm*313mm*117mm
Packing size, D*W*H(mm)	543mm*394mm*204mm	543mm*394mm*204mm
Net Weight (kgs)	9.8Kg	10.5Kg
G.W. kg	11Kg	11.7Kg
OPERATING ENVIRONMENT		
Humidity	5% to 95% Relative Humidity (Non-condensing)	
Operation Temperature	0°C- 50°C	

Three Phase Hybrid Solar Inverter

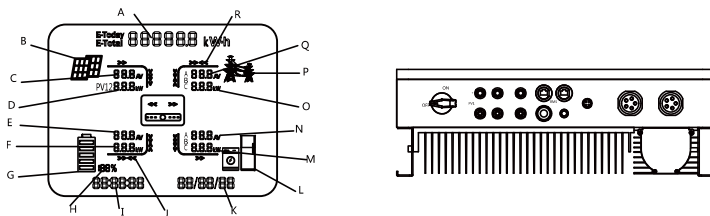
10KW Three Phase Hybrid Solar Inverter Series

Main Features

-  Charge controller and inverter integrated
-  Three phase loads unbalanced output
-  Various working mode programmable
-  IP65 rated for outdoor installation
-  Built-in sound and light alarm function
-  Remote monitoring, app and web available



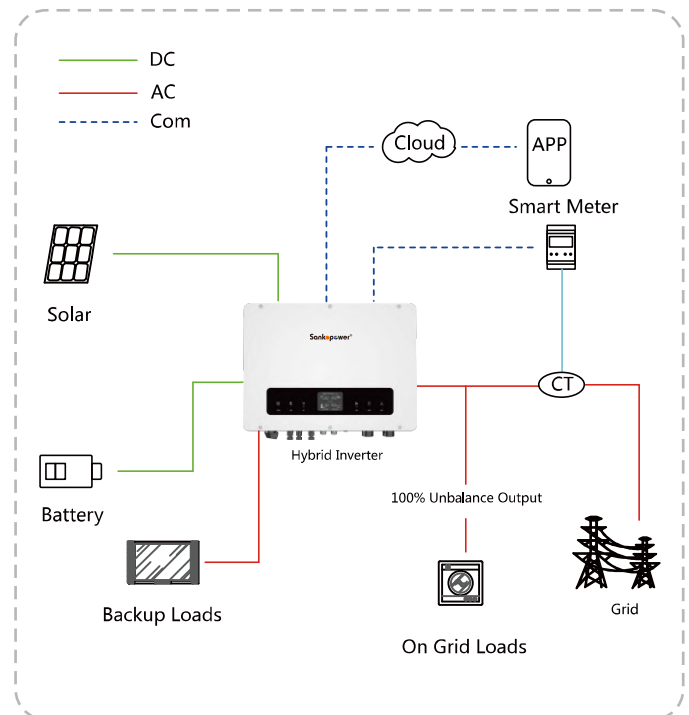
Back Panel Printing Description



NOTE: For parallel installation and operation, please check manual.

- A It indicates the power output amount of total and today alternately. Unit: kWh or MWh
- B PV panels indicator
- C PV1,PV2 panels parameters. Voltage and current are displayed alternately
- D Total PV power
- E Battery parameters. Voltage and current are displayed alternately
- F Battery power
- G Battery indicator
- H SOC of battery
- I Current time
- J Power flow array of battery. When it towards battery, it means charging; when it towards inverter, it means discharging
- K Default as current date. When an error occurs, fault code will be displayed alternately
- L Loads indicator
- M Loads power consumption of each phase
- N Load parameters. Voltage and current of each phase are displayed alternately
- O Power export or import of each phase
- P Grid indicator
- Q Grid parameters. Voltage and current of each phase are displayed alternately
- R Power flow array of load

Solar System Connection



Technical Parameter

MODEL	4KW	5KW	6KW	8KW	10KW	12KW
Input(DC)						
Max DC power	5500W	6500W	7500W	9500W	11500W	13200W
Max DC voltage	1000Vd.c.					
MPPT voltage range	200...850Vd.c.					
Max input current/per string	13Ax2					
Number of MPPT trackers	2					
Number of input string	2					
Battery Input						
Battery Type	Li-Lon					
Battery voltage range	180-700V					
Maximum charge/discharge current	25/25A					
Charge strategy for Li-Ion Battery	Self-adaptation to BMS					
Output(AC)						
AC nominal power	4000VA	5000VA	6000VA	8000VA	10000VA	12000VA
Max AC apparent power	5000VA	5000VA	7000VA	8800VA	11000VA	13200VA
Max output current	8A	10A	12A	15A	17A	20A
Nominal AC output	50/60 Hz ; 400/350					
AC output range	45/55 Hz; 280~490 Vac (Adj)					
Power factor	0.8 leading ..0.8lagging					
Harmonics factor	<3%					
Grid type	3W/N/PE					
Three-phase unbalance output	0 ~100%	0 ~100%	0 ~100%	0 ~100%	0 ~100%	0 ~80%
AC Output (Back-up)						
Max AC apparent power	4000VA	5000VA	6000VA	8000VA	10000VA	10000VA
Norminal Output Voltage	400/380 V					
Norminal Output Frequency	50/60 HZ					
Output THDV (@Liuear Load)	<3%					
Efficiency						
Maximum conversion efficiency	98.0%	98.0%	98.2%	98.2%	98.2%	98.2%
European eff iciency	97.3%	97.3%	97.5%	97.5%	97.5%	97.5%
MPPT efficiency	99.9%	99.9%	99.9%	99.9%	99.9%	99.9%
Safety and protection						
DC reverse-polarity protection	yes					
DC breaker	yes					
DC/AC SPD	yes					
Leakage current protection	yes					
Insulation impedance detection	yes					
Residual Current protection	yes					
Output short circuit protection	yes					
Battery reverse connection protection	yes					
General Parameters						
Dimension (W/H/D)	548*444*184mm					
Weight	27 kg					
Operating temperature range	-25 °C ... +60 °C					
Degree of protection	IP65					
Cooling concept	Natural convection					
Topology	Transformerless					
Display	LCD					
Humidity	0-95%, no condensation					
Communcation	GPRS/WIFI(Optional)					
BMS communication	CAN/RS485					
Meter communication	RS485					
Certifications						
CQC,VDE-AR-N4105,VDE0126-1-1 ,AS4777,IEC61727,IEC62116						

10KWh All In One Home Use Solar Power Energy Storage System


Appearance Display



Technical Parameter

Model	10KWh All In One Home Use Solar Power Energy Storage System
Size	L600mm*W466mm*H1520mm
Weight	Approx 180Kg
Battery capacity	200Ah/51.2V (10.24KWh)
Certification standards	CE FCC ROHS
AC Output	176-270V
Inverter Output power	Rated power 6000W, peak power 7000W
Solar Charging Input	125-500V
Battery voltage range	40-58V
Communication mode	Support WIFI Bluetooth connection with mobile APP
communicate	RS485/232/CAN
Battery type	LiFePO4 Battery
Battery cycle life	4000 cycles, DoD 80%
System protection	Over-temperature protection, Over voltage protection, Over current protection, Overcharge protection, Over discharge protection, Load short circuit protection, Overload protection.
Discharge Temperature	-20°C—50°C
Charging Temperature	-5°C—50°C
Storage Temperature	The recommended ambient temperature ranges from 0°C to 45°C

Specification



CN




US




KR



JP



EU



UK



AU

Usage Scenarios

